

BookArc for MacBook

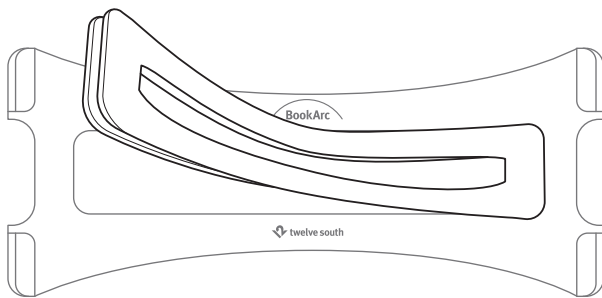
vertical desktop stand
owner's guide



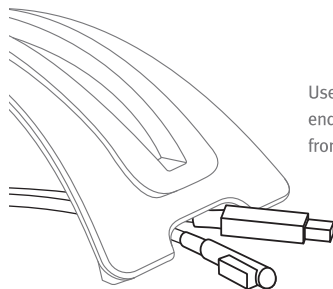
Insert sizing chart

Insert	Model	11"	12"	13"	15"
B	MacBook Pro (Retina)			✓	✓
	MacBook Air	✓		✓	
C	MacBook		✓		
D	MacBook Pro (USB-C)			✓	✓


*Inserts are available for legacy MacBook models. Visit twelvesouth.com for more info.



Remove insert: Squeeze insert near the middle and lift up and out.
Replace insert: Slip insert over metal edge from one side to the other.



Use the Cable Catch at either end of BookArc to keep cables from slipping off your desk.



How to use MacBook closed:
<http://support.apple.com/kb/HT3131>

Tips and tricks

BookArc is a safe place to park your MacBook while charging. It also makes a great living room stand to rest your MacBook while connected to a Home Theater System.

The Cable Catch you see on each end of BookArc keeps your cables neatly organized and prevents your power, monitor and any other cables from slipping off the desk when disconnected.

Have a shell protecting your MacBook? Try using an insert with a larger opening (like Insert B) with your BookArc.

BookArc can also be used to safely elevate and store other MacBook and desktop accessories, from a Wacom tablet to your Apple wireless keyboard.

12 ways to re-purpose your BookArc box

Our flag is red and our hearts are green. So if you can, do the earth a favor and use your BookArc package in a fun new way.

1. store stationery and prove people still write letters
2. use as an inbox or outbox for bills and other mail
3. plant wheat grass inside for a modern turf table piece
4. cut a slit in the top to use as a suggestion box
5. use it as a mini treasure chest for kids
6. cut a slit in the top and use as a sweet box for Valentine's cards
7. cut the lid off and use as a drawer divider
8. use it in your dresser to keep up with extra shirt buttons
9. use it in the garage to store nails, screws and other small items
10. put a gift inside and mail it to a friend
11. fill with pens, pencils, crayons and markers
12. let your kids use it for their next craft project

Have questions?

Visit twelvesouth.com or contact support@twelvesouth.com

© 2017 Twelve South, LLC. All rights reserved.